

CCO Certification Cards FACT SHEET

① Color Photo:

Look for photo embedded in laminated card.

② Certification Number:

The CCO Certification Number should be 8–10 digits.

③ Certification Designations:

This area specifies which categories the individual is certified in.

④ Issue and Expiration Dates:

These dates tell you if the certification card is valid.

⑤ NCCCO Logo:

Look for the ghosted logo in the background.

⑥ Certification Code:

On the back of the card is detailed information about each certification designation.


⑦ Verification:

If you have questions regarding the status of a candidate, please verify using the Verify CCO Online (VCO) system at www.verifycco.org.


IMPORTANT

- Verify certification is current and in the appropriate categories.
- Check card for irregularities.
- Card holders must meet the physical requirements and comply with NCCCO substance abuse policy.
- Use the Verify CCO Online (VCO) system at www.verifycco.org to instantly check the credentials of CCO card holders via the Internet.
- Never accept a photocopy of a CCO card or a VCO printout as proof of certification; verify using the VCO system.
- Contact NCCCO if you have questions!


Operator certification cards look similar to the card shown below:




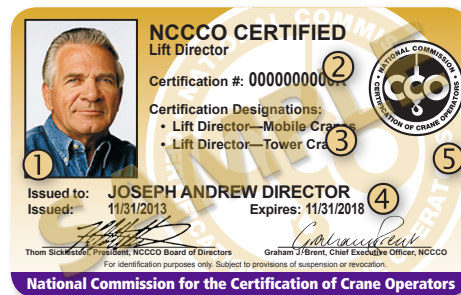
Rigger & Signalperson certification cards look similar to the card shown below:



Crane Inspector certification cards look similar to the card shown below:



Lift Director certification cards look similar to the card shown below:



Note: Certification cards issued before January 1, 2015, may differ slightly in appearance and content.



National Commission for the Certification of Crane Operators
 2750 Prosperity Ave., Suite 505
 Fairfax, VA 22031
 Tel: 703.560.2391
 Fax: 703.560.2392
 info@nccco.org • www.nccco.org